



# Mazda MX-5





The sports car is back.






Man and machine as one.





Driving is believing.



1. The instrumentation has a traditional classic look reminiscent of the sports cars of yesterday.
2. Short-throw gear lever is coupled with a close-ratio gearbox for precise gear changes.
3. Pedal layout encourages heel-and-toe control of the brake and throttle. The accelerator's long-travel, "no-slip" metal pedal enhances your sensitivity to engine speed.





# You don't just sit in it. You become a part of it.




1


1. The low seating position helps lower the centre of gravity and makes the MX-5 driving experience more exhilarating and immediate.

2. Remote fuel lid opener is located in the convenient console compartment.

3. The fuel lid is on top of the left rear wing.



2



Tonneau cover is available as an accessory.



3









# The enthusiast's dream realised.



The sports car is back! The new Mazda MX-5 is all set to become the experience of the 1990s, offering the ultimate in open-top driving; wind in the face and the nimble feel of a taut and eager roadster.

Designed with classic looks and superb performance, the MX-5 has already caught the imagination and won the admiration of enthusiasts throughout the world.

Its lightweight body, front engine and rear-wheel drive configuration, provide perfect balance and handling mixing nostalgia with the modern; it is an opportunity to again discover the pure joy and passion of driving.

Some of the world's top motoring publications have already described the Mazda MX-5 as:

"Nimble, precise, even, smooth - wonderful" - *Autoweek*

"With 1960s style allied to 1990s sophistication and reliability, the MX-5 looks like a winner" - *Autocar & Motor*

"Just born and already a star" - *Road & Track*

"We felt like cheering" - *Car & Driver*

From the very outset, the Mazda designers' aim was to produce a sports car that embodied the traditional spirit of the two-seater roadster of old. The result is a car that instantly evokes a feeling of sheer exhilaration with one objective in mind - pure fun!

## A classic formula

The MX-5 has superb handling and performance that has been internationally acclaimed. With its engine situated behind the front axle line coupled to rear-wheel drive, it has near perfect 50:50 balance offering the ultimate in road-holding, handling and ride.

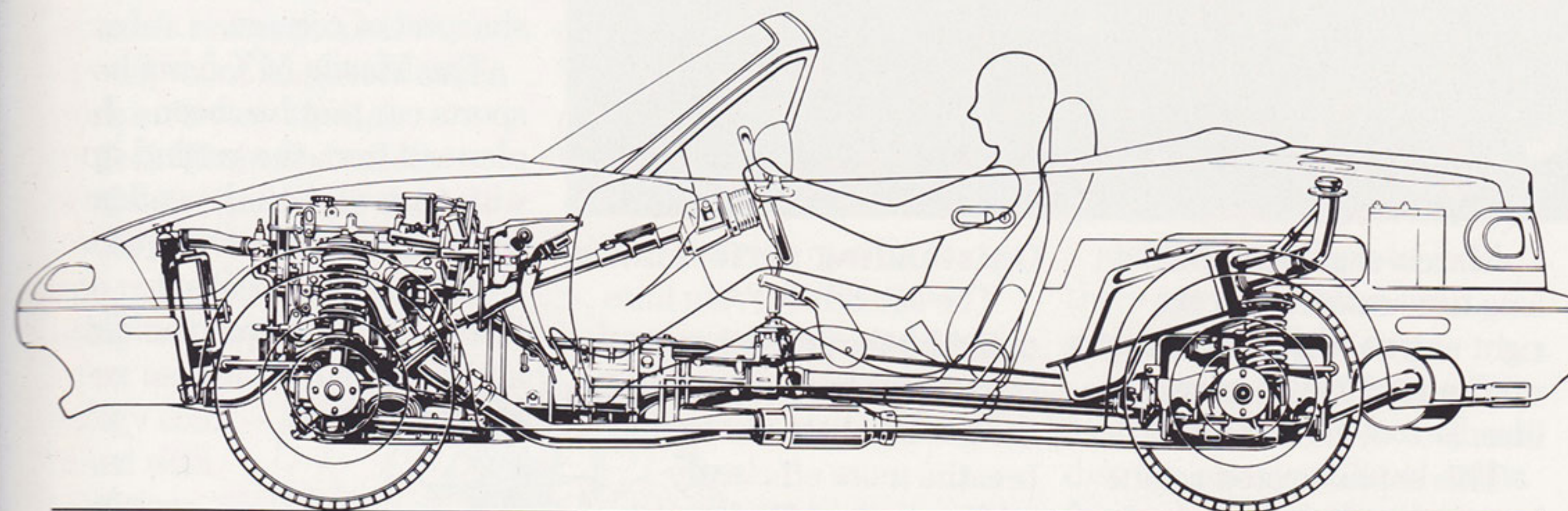
The traditional layout of the MX-5 reflects Mazda's belief that a superb sports

car attributes the MX-5 is also exceptionally safe. Its all steel bodyshell is immensely strong and designed for total passenger safety.

The MX-5 is a vehicle with a singular purpose - to be a sports car. Its classic styling, superb handling and performance have all been obtained without compromising comfort and space. In fact there is room

contours that provide maximum aerodynamic efficiency, yet embody the thrill of the classic two-seater sports car.

Its snug, low-slung cockpit has a distinctly traditional look and feel, with a leather-trimmed steering-wheel, large round instrument dials and high bucket seats. Once you're behind the wheel you will find out why it is just so special.



car has to have superb balance. To obtain the ultimate in handling a number of components have been specially crafted to be as light as possible; for example the bonnet is made from aluminium and lightweight materials are used for the bumpers.

This all means the car weighs only 955 kilograms, enabling it to be a sparkling performer, but for all its

# 50:50

to accommodate two adults and their luggage.

## The thrill is back

The entire concept behind the MX-5 is simplicity combined with fun. The styling alone reflects this thought; smooth flowing

For a start, the gear change is second to none. Its short gear shift is more reminiscent of a racing car gear change than a road car. And the pedals have been ideally spaced to give both a relaxed drive and a fast gear change.

The Mazda MX-5 is putting excitement back into motoring.



*The MX-5 is a natural competitor with its well-balanced chassis, high-revving engine and close-ratio gearbox. Models specially modified for racing are appearing on circuits around the world.*

*The folding hood is crafted from the finest fabrics and is effectively weather sealed throughout. It looks sharp, offers little drag and is absolutely unflappable.*

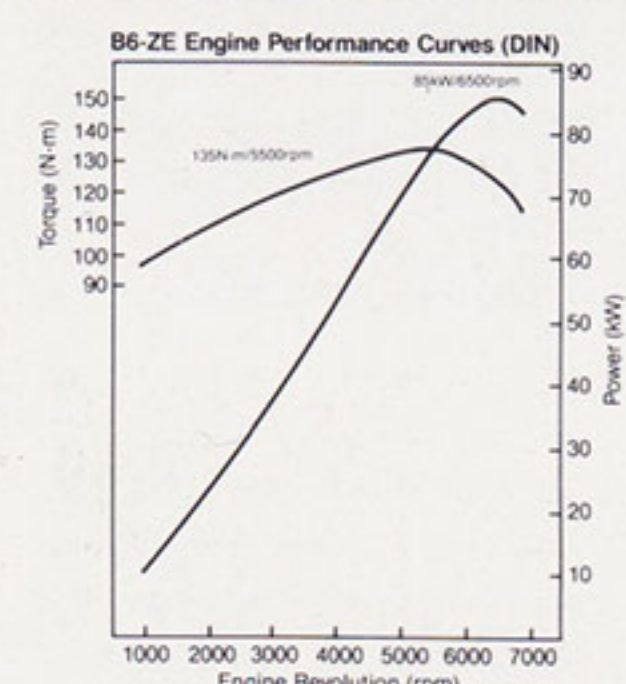



*In the interest of balance and weight saving, the battery found a home in a corner of the boot. It's compact, weighs only 9kg yet provides 32 ampere-hours of capacity.*





# Purpose-built from the ground up.



Engine power and torque curves. The B6-ZE engine's broad-based torque and peak power characteristics are clearly evident.

Mazda engineers spent a long time researching the right engine, before deciding upon a DOHC, 16-valve, 1.6-litre, four cylinder unit.

This sophisticated engine boasts electronic fuel injection, electronic ignition, four valves per cylinder, hydraulic tappets and an aluminium head and sump. It's light, strong and ideal for a sports car - producing 114 BHP at 6500 rpm and 100 lbs ft of torque (DIN) at 5500 rpm.

Yet the figures tell only part of the story. What is important is the quality of the power produced by the MX-5's engine. With plenty of torque across the range, its high-lift camshafts with wide overlaps increase top-end performance, while ensuring plenty of mid-range punch for superb acceleration.

## Smooth Operator

The MX-5 is equipped with a 5-speed transmission, featuring synchromesh on all forward and reverse gears. It has close ratios for smooth and precise changing with superb acceleration through the gears.

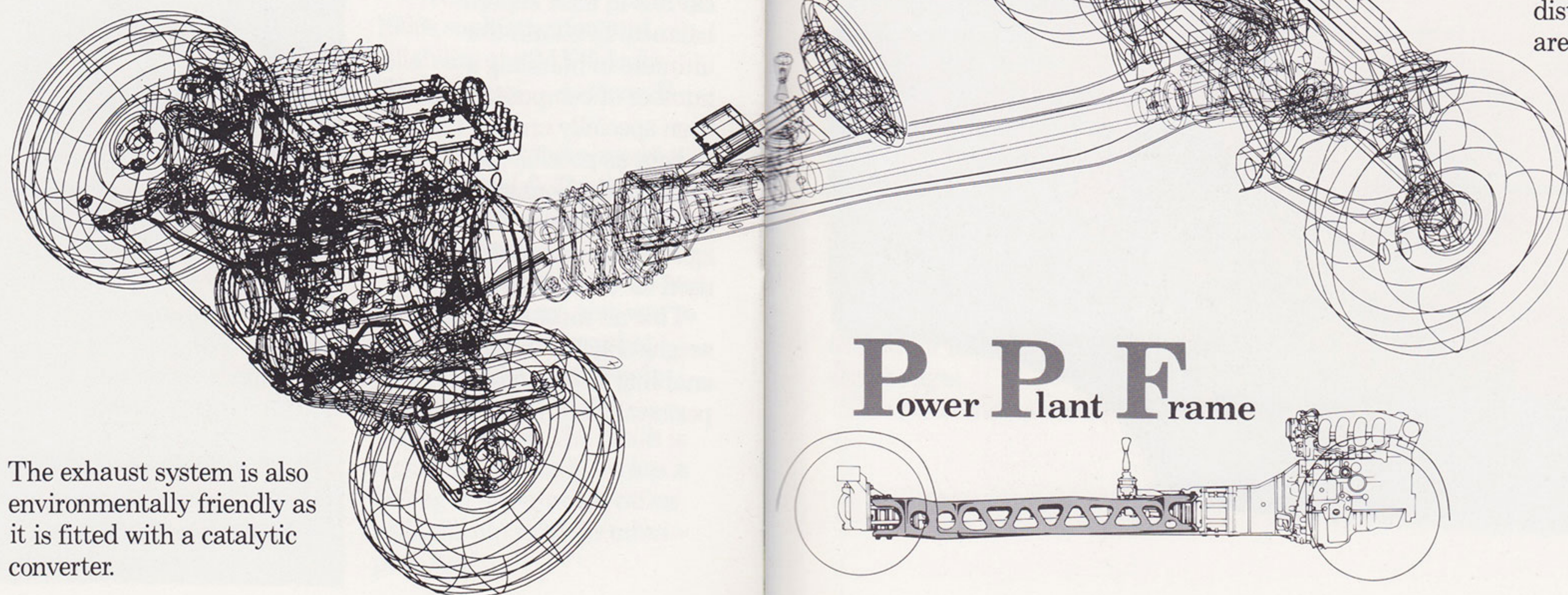
## Ready for action

Once behind the wheel you will instantly notice the taut responsive feel of the MX-5. It holds the road with a tenacious grip even in the sharpest of corners.

The Mazda MX-5 is a sports car that has been planned from the ground up, with four-wheel independent suspension and the unique aluminium Power Plant Frame (PPF), its road holding and ride qualities are second to none.

## Outstanding performance

The smooth curving lines of the intake and exhaust tracts have been especially designed to help the engine breathe more efficiently adding to the MX-5's outstanding performance.



The exhaust system is also environmentally friendly as it is fitted with a catalytic converter.

The 'PPF' is an aluminium frame that bridges the transmission and the final drive assembly to form an integrated power train. During hard acceleration and braking the 'PPF' minimises torque reaction in the chassis, and prevents harsh vibration or juddering, to keep the MX-5 stable at all times.

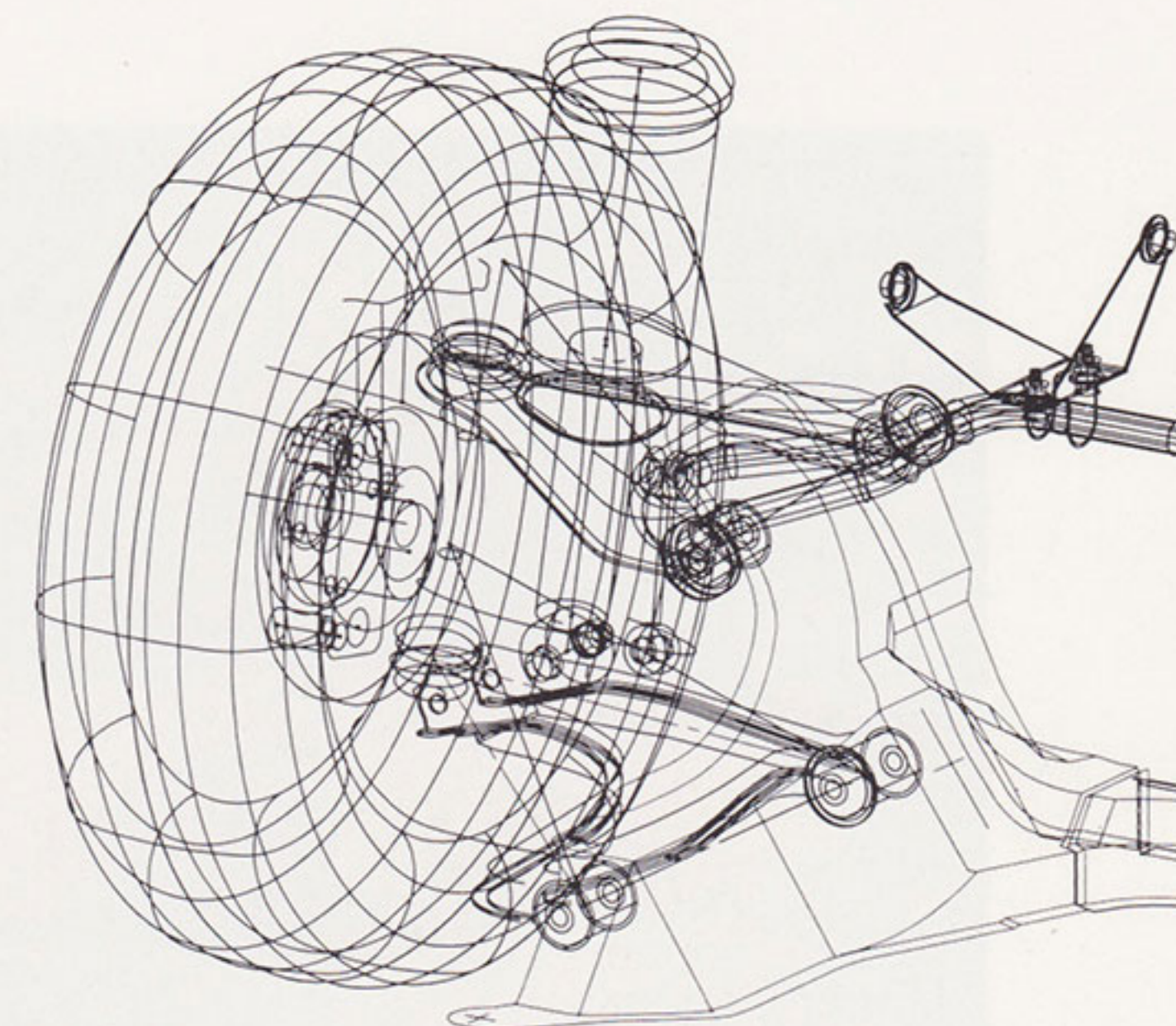
## A classically modern sports car

In the early 1980s, Mazda's research and development engineers began work on a very special project. Their aim was to produce a sports car that would put the fun back into motoring using the very latest technology combined with traditions


of the past. It took four years of intensive research and assessment before Mazda was ready to test the very first version of the MX-5.

For all of its simplicity, this unique car boasts a number of highly advanced automotive design features.


For instance, the suspension system has been designed solely for the MX-5, employing unequal length double wishbones all round. This ensures that maximum contact is kept at all times between the tyres and the road surface. To take the ride quality to new levels, the springs and shock




The near-equal tube lengths of the stainless steel exhaust manifold help increase performance by promoting smooth evacuation of exhaust gases.



Compact, pentroof-shaped combustion chambers each boast four valves and a centrally-located spark plug for rapid, efficient combustion.



The differential case was cast out of aluminium as part of our relentless effort to reduce unnecessary weight.

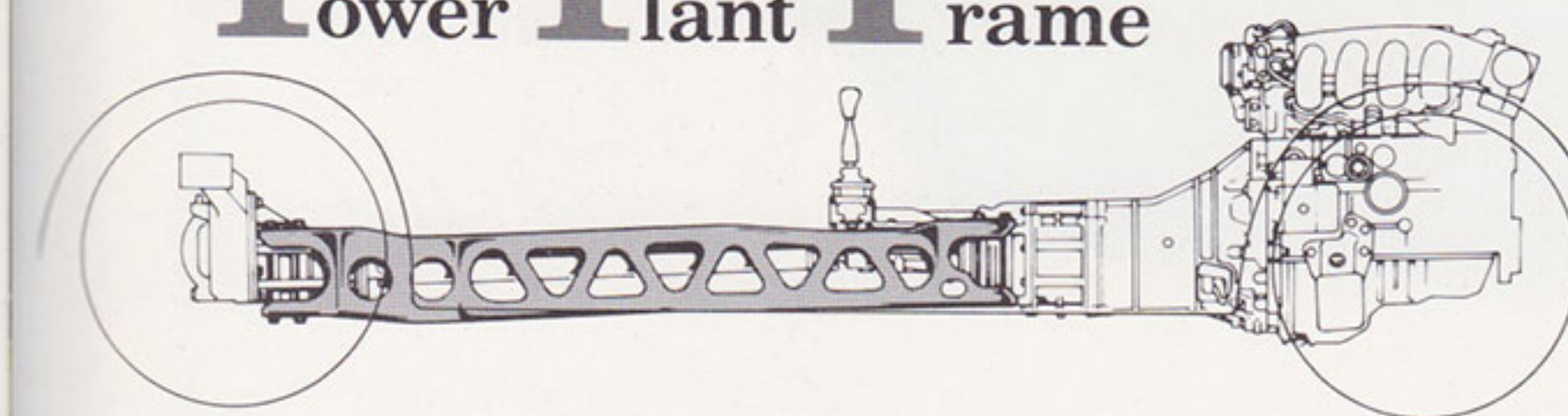


absorbers are minutely calibrated and tuned to obtain the perfect balance.

Rack and pinion power-assisted steering gives the MX-5 a positive feel and a quick response at speed. With outstanding manoeuvrability - just 2.8 turns lock-to-lock - there are no problems in getting out of tight spots.

Stopping power is equally as impressive with four wheel disc brakes - ventilated at the front - to ensure the system is dependable and safe. The distinctive aluminium wheels are shod with lightweight, low profile tyres that have been specially made for the MX-5.

**P**ower **P**lant **F**rame






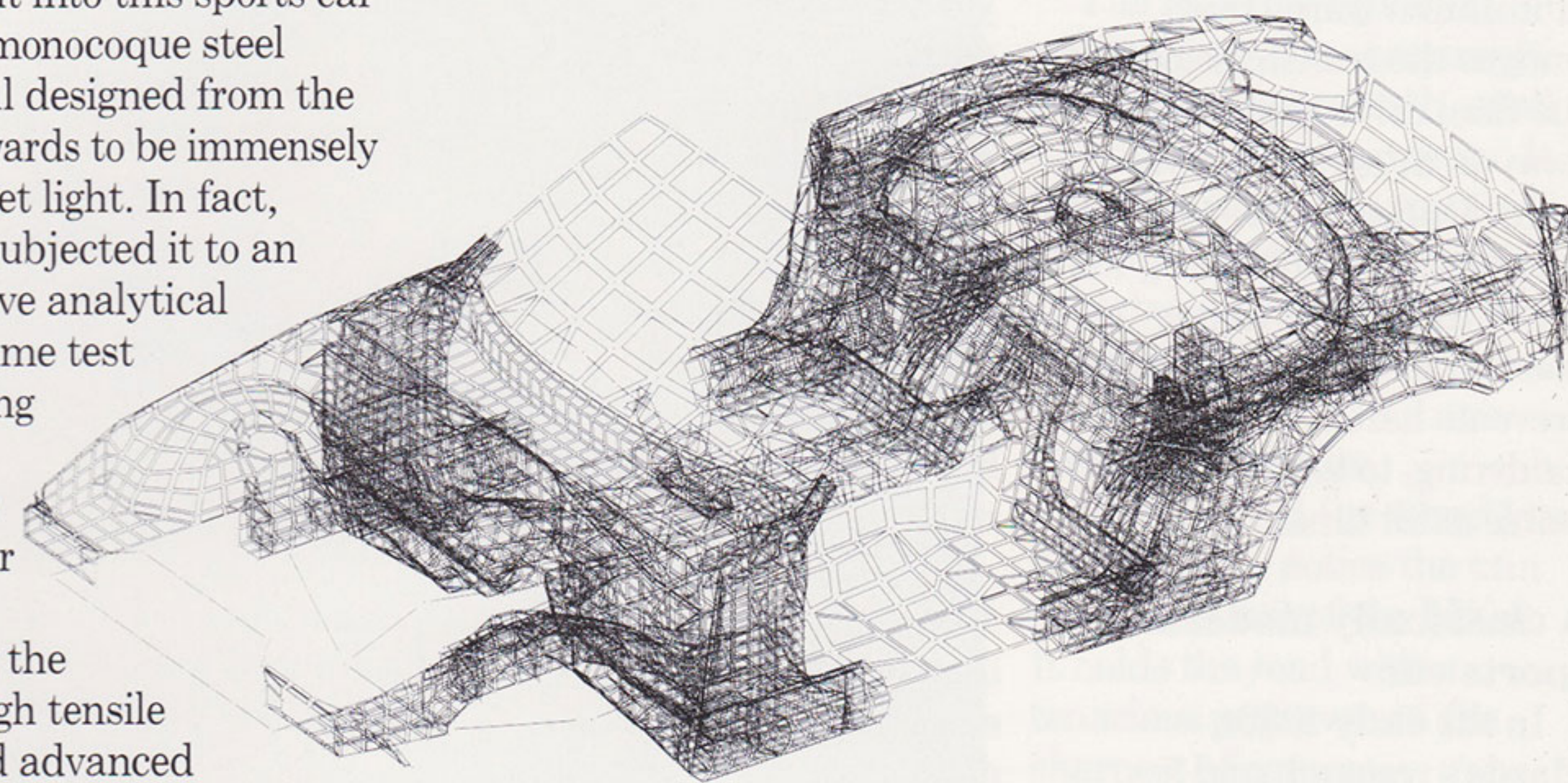
# The start of a special relationship.

The MX-5's subtle wedge profile integrates the energy-absorbing plastic bumpers at both ends. Inside are lightweight blow-moulded reinforcements.



Safety is a theme that has been built into this sports car with its monocoque steel bodyshell designed from the floor upwards to be immensely strong, yet light. In fact, Mazda subjected it to an exhaustive analytical programme test measuring 8900 separate points for stress.

Using the finest high tensile steel and advanced materials the MX-5 has one of the lightest and most rigid open bodies ever created.



## Put yourself in the driving seat

The Mazda MX-5 is everything a true sports car should be. It has the looks, feel and performance to make it the experience of the decade. But the best way to find out is in the driver's seat.

You will find the cockpit is stylish and functional with well laid out, easy to use instruments. From the leather steering wheel to the heater controls, everything is within the driver's reach. The short throw gearstick is close at hand for fast and precise gear changes.

The instruments are clear

and easy to read with a large round rev counter, speedo and ancillary gauges, all clearly marked with white needles and calibration marks, set against a matt black background.

The superbly designed



seats offer supreme comfort and will hold you and your passenger in place, even whilst taking the sharpest of corners. They can be adjusted and reclined to suit the tallest of people.

Driving the MX-5 is something you will never forget. It rekindles the spirit of the 1960s sports cars and combines it with something new and exciting for the 1990s. All in all, we think you will agree that the MX-5 speaks straight to the heart in a language all of its own.

Drive the Mazda MX-5 and it could be the start of a very special relationship...



You can turn the MX-5 into a sleek-looking sports coupe with a detachable hardtop, which is available as an accessory. This one-piece plastic moulding with fixed-glass rear window was designed using advanced computer analysis to complement the MX-5 styling.

The 7-spoke cast aluminium wheels were specially designed to meet Mazda's lightweight specification - classic yet uniquely styled.



The aerodynamic side mirrors complement the smooth, flowing lines of the MX-5 and actually help deflect wind from the occupants' shoulders.





**EQUIPMENT LIST - MX-5**

○: Standard

**EXTERIOR**

Folding Hood	○
Tinted Glass	○
Intermittent Wiper	○
Retractable Halogen Headlamps	○
Rear Fog Lamp	○
Fuel Lid Opener	○
Rear Mudflaps	○
Hood Cover	○
Colour Keyed Bumpers	○
Colour Keyed Outer Mirrors	○

**INTERIOR**

Leather Steering Wheel (Momo)	○
Power Assisted Steering	○
Rev Counter	○
Cigar Lighter & Ash Tray	○
Power Windows	○
Sun Visors (with vanity mirror passenger side)	○
Interior Lights	○
Cloth covered high back bucket seats	○
Detachable Stereo Radio Cassette Player	○
Door Mounted Speakers	○
Heater	○

**SPECIFICATIONS****DIMENSIONS & WEIGHTS**

Overall Length	(mm)	3,975
Overall Width	(mm)	1,675
Overall Height	(mm)	1,230
Wheelbase	(mm)	2,265
Track, Front	(mm)	1,410
Rear	(mm)	1,430
Kerb Weight Approx	(kg)	955

**ENGINE**

Type	4 Cylinder DOHC
Bore × Stroke	(mm) 78 × 83.6
Displacement	(cc) 1,598
Compression Ratio	9.4:1
Max. Output (DIN) bhp/kW/ps	114/85/115 at 6500
Max. Torque (DIN) lbsft/Nm	100/135 at 5500
Fuel Supply System	Electronic Fuel Injection
Fuel Tank Capacity	(litres) 45
Engine Oil Capacity	(litres) 3.6

**FUEL**

Unleaded Only *1	Min 91 RON/Premium Unleaded
------------------	-----------------------------

**DRIVETRAIN**

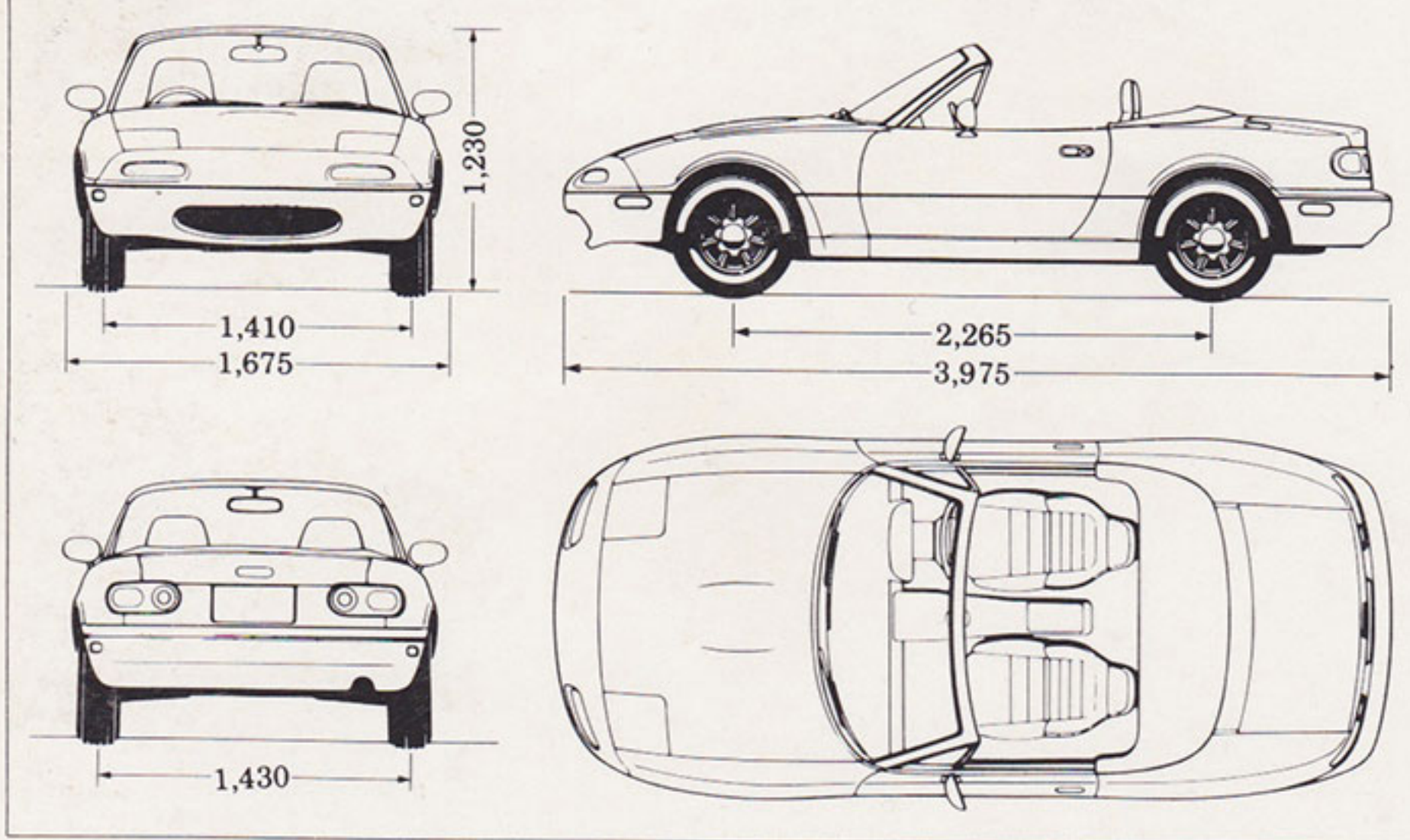
Clutch, Type (Manual Trans.)	Hydraulically operated, single dry plate 200 mm
Transmission	Manual 5-Speed
Gear Ratio 1st	3.136
2nd	1.888
3rd	1.330
4th	1.000
5th	0.814
Rev.	3.758
Final Gear Ratio	4.300

**CHASSIS & SUSPENSION**

Frame	Monocoque
Suspension Type Front	Independent. Unequal length double wishbone & antiroll bar
Rear	Independent. Unequal length double wishbone & antiroll bar
Steering	Power assisted 2.8 turns lock to lock
Turning Cir. Kerb to Kerb (m)	9.14
Brakes, Front Ventilated Disc	236 mm
Rear Solid Disc	231 mm
Tyres	185/60 R14 82H
Wheels	5½JJ × 14 aluminium alloy

**PERFORMANCE**

Max Speed mph (km/h)	121 (195)
0-100 km/h (62 mph)	8.75 s
Urban Cycle	9.61/100 km (29.4 mpg)
Constant 56 mph	6.11/100 km (46.3 mpg)
Constant 75 mph	7.81/100 km (36.2 mpg)

**DIMENSIONS (mm)**

\*1. This vehicle is equipped with an exhaust catalyst and must use unleaded fuel.

A personal export service is available through Mazda tax-free car sales (0892) 23742. For further information please call Tunbridge Wells (0892) 511877. Mazda Cars (UK) Limited reserve the right to introduce at any time, alterations in design or construction, changes of detail, equipment or accessories. To avoid any misunderstanding any person interested in purchasing a vehicle should enquire of a Mazda dealer as to whether there have been any material alterations since the date of issue of this brochure, January 1991.

3 year 60,000 miles\* full warranty cover including roadside assistance and a six year anti-perforation warranty.  
\*There is no mileage limit during the first year of the warranty.



**Maidenhead**  
**mazda**

7 Bath Road  
Maidenhead  
Berks SL6 4AJ  
☎ (0628) 32339

