



mazda

Get in.
Be moved.

Mazda MX-5

Technical data, equipment and colours



Engines

- In-line 4-cylinder DOHC
- 4 valve per cylinder
- 3-way catalytic converter with feedback loop
- Electronic fuel injection
- Electromagnetic fuel pump
- Oil filter: cartridge
- Ignition system: distributor-less
- Recommended fuel: unleaded regular (min 95 RON)
- Alternator 12-80 V-A
- Starter 1.0 kW
- Battery 12-32 V-AH

Power train

- Transmission: 5MT, 6MT, 4AT
- Rear wheel drive
- Clutch type: single dry plate

Body

- Self-supporting rigid and torsion-resistant all-steel body with defined crumple zones for the front and rear section
- Side door beams

Chassis and suspension

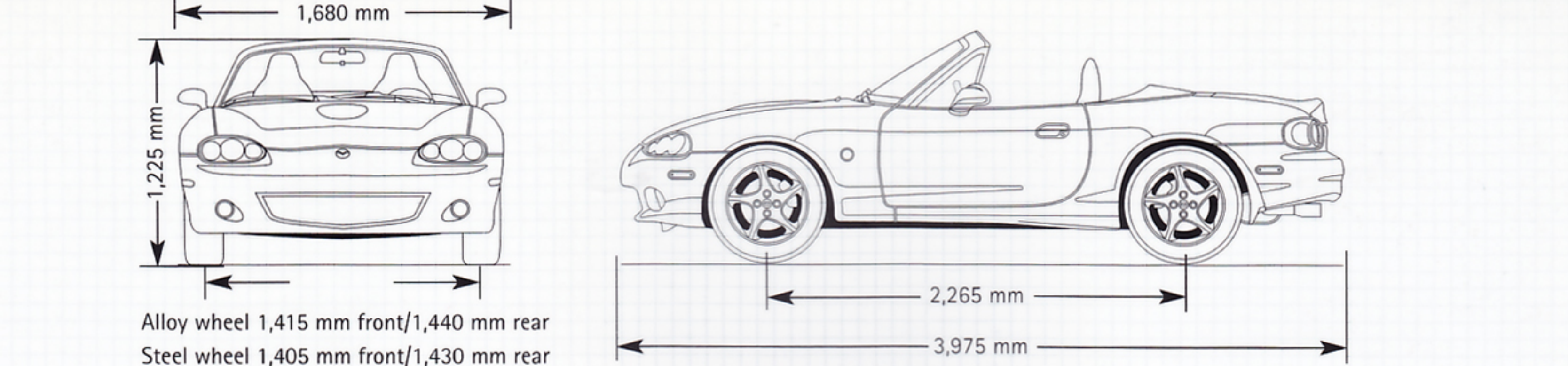
- Frame: monocoque
- Independent double-wishbone suspension
- Shock absorber type: cylindrical double-acting, gas-filled
- Stabiliser: torsion bar, front and rear
- Suspension strut tower bar (Sport only)
- Sport suspension

Steering

- Power steering: engine speed sensing
- Type: rack and pinion
- Gear ratio: 13.7
- Turns, lock-to-lock: 2.65
- Min. turning circle: kerb-to-kerb 9.2, wall-to-wall 9.7


Brake system

- Disc brakes featuring Anti-lock Brake System (ABS) with Electronic Brakeforce Distribution (EBD)
- Front: ventilated disc
- Rear: solid disc
- Mechanical parking brake acting on rear wheels



Safety

	1.6i	1.8i 5MT & 4AT	1.8i Sport
Four-Wheel Disc Brakes (Front: Ventilated, Rear: Solid)	●	●	●
Four-Wheel Anti-Lock Brake System	●	●	●
Torsen LSD	-	-	●
Airbag, Front, Driver and Passenger	●	●	●
Passenger Airbag Deactivation System	●	●	●
Seat Belts: 3 Point (ELR) x 2 with Pretensioner and Force Limiter	●	●	●
Immobiliser System	●	●	●
Suspension Strut Tower Bar	-	-	●



Technical Data

Engine	1.6i/5MT	1.8i/5MT	1.8i/4AT	1.8i/6MT
Displacement (cc)	1,597	1,839	1,839	1,839
Bore x Stroke (mm)	78.0 x 83.6	83.0 x 85.0	83.0 x 85.0	83.0 x 85.0
Maximum Output [kW (PS)/rpm]	81 (110)/6,500	107 (146)/7,000	102 (139)/6,500	107 (146)/7,000
Maximum Torque (Nm/rpm)	134/5,000	168/5,000	170/5,000	168/5,000
Compression Ratio	9.4:1	10.0:1	10.0:1	10.0:1

Transmission

Gear Ratio: 1st	3.136	3.136	2.45	3.76
2nd	1.888	1.888	1.45	2.269
3rd	1.33	1.33	1	1.645
4th	1	1	0.73	1.257
5th	0.814	0.814	-	1
6th	-	-	-	0.843
Rev.	3.758	3.758	2.222	3.564
Final Gear Ratio	4.1	4.1	4.1	3.636

Performance and Economy

Acceleration (0-62 mph in sec)	9.7	8.5	11	8.4
Top Speed (mph)	119	127	118	129
Fuel Consumption ¹⁾ [Urban/Extra Urban/Combined (mpg)]	26.1 / 42.8 / 34.9	24.8 / 39.8 / 32.5	21.7 / 37.7 / 29.8	23.7 / 39.2 / 31.7
CO ₂ Emission ¹⁾ (g/km)	196	210	229	215

Dimensions and Weights

Fuel Tank Capacity (l)	50	50	50	50
Engine Oil Capacity (l)	3.6	4	4	4
Coolant Capacity (l)	5.8	5.8	5.8	5.8
Cargo Volume, acc. to VDA (l)	144	144	144	144
Kerb Weight (kg)	1,035	1,065	1,080	1,100

¹⁾ fuel consumption value according to 80/1268 EWG (1999/100/EC)

Equipment

Exterior

	1.6i	1.8i 5MT & 4AT	1.8i Sport
Soft Top and Soft Top Cover	●	●	●
Windblocker	-	●	●
Tyres and Wheels: 185/60 R14 82V with 5.5JJ Steel Wheels	●	●	-
205/45 R16 83W with 6.5JJ Alloy Wheels	-	-	●
Spare Wheel (space saver)	●	●	●
Windshield Glass: Front HPR Laminated, Green	●	●	●
Rear Heated Glass Window	●	●	●
Headlamp, Halogen: Two Projector and Two Multi-Reflector	●	●	●
Headlamp Levelling	●	●	●
Rear Fog Lamp	●	●	●
Front Fog Lamps	-	-	●
Outer Door Mirrors: Manual/Electric	●/-	●/-	-/●
Bumper, Front and Rear: Colour	●	●	●
Door Outer Handle: Body Colour	●	●	●
Scuff Plates: Plastic/Stainless Steel	●/-	●/-	-/●
Rear Mud Flaps	-	-	●




- = not available; ● = standard

Comfort and Convenience

	1.6i	1.8i 5MT & 4AT	1.8i Sport
Power Steering: Engine Speed Sensing Type	●	●	●
Power Windows with One-Touch Auto Down (driver's side only)	●	●	●
Foot Rest (Driver Side)	●	●	●
Power Door Locks and Super Lock	●	●	●
Sunvisors	●	●	●
Boot Lid Opener, Cable Type	●	●	●
Fuel Lid Opener, Cable Type	●	●	●
Keyless Entry System with Boot Release	-	-	●
Alarm	●	●	●

Interior


Seats & Integral Headrest:	Cloth, Black	●	●	-
	Leather, Black with Seat Warmer	-	-	●
Steering Wheel:	Urethane	●	●	-
	Nardi Leather Wrapped, Black	-	-	●
Shift Knob:	Urethane	●	●	-
	Leather Wrapped, Black	-	-	●
Door Inner Handles:	Black	●	●	-
	Chromed	-	-	●



Interior

	1.6i	1.8i 5MT & 4AT	1.8i Sport
Meter Set:			
Tachometer	●	●	●
Fuel Gauge	●	●	●
Engine Oil-Pressure Indicator (Gauge-Type)	●	●	●
Water Temperature Gauge	●	●	●
White Meter Background	●	●	●
Chromed Meter Rings for Speedometer and Tachometer	●	●	●
Warning Lamps:			
Brake System, Charging System, SRS	●	●	●
ABS	●	●	●
Passenger Airbag Deactivation System	●	●	●
Immobiliser	●	●	●
Panel Light Control	●	●	●
Headlamp On Reminder (Sound Warning)	●	●	●
Audio:			
Cassette + AM/FM Radio (Modular Type)	●	●	-
Single CD + AM/FM Radio (Modular Type)	-	-	●
Digital Clock Combined with Audio Unit	●	●	●
Two Door Speakers	●	●	●
Two Tweeters	-	-	●
Electric Antenna	-	-	●
Console (with Cup Holders, Ash Tray, Cigarette Lighter)	●	●	●
Lockable Glove Box	●	●	●
Interior Light Located on Windscreen Headrail	●	●	●
Inner Mirror (Day/Night)	●	●	●
Storage Space:			
Seat Back Pocket (Passenger Side)	●	●	●
Rear Console Box with Lid (Lockable)	●	●	●
Door Pockets	●	●	●
Wiper, Two Speed with Intermittent Wipe	●	●	●
Horn, Dual	●	●	●

- = not available; ● = standard; * = not available in the UK



Racing Green Mica (18J)




Supreme Blue Mica (22A)



Sunlight Silver Metallic (22V)



Crystal Blue Metallic (23C)



Eternal Red (A3E)



Brilliant Black (A3F)

Colours and seat trims



Black Cloth



Black Leather (Standard on Sport model only)

The Mazda Guarantees

Warranty Plus – 3 Year Cover

Every Mazda is designed and built to the highest standards of performance, comfort and reliability. For your further reassurance Mazda also provides a full three year/60,000 mile¹ warranty cover including Mazda European Assistance² and a six year anti-perforation warranty.

¹ There is no mileage limit during the first year of the warranty.

² Mazda Assistance for commercial vehicles covering the whole of the UK.



Get in.
Be moved.

Mazda Momentum – New Vehicle Extended Warranty

At any time during the manufacturer's warranty period you may purchase a Mazda Momentum extended warranty package.

Three options are available. Your Mazda dealer will be pleased to provide you with details.

Accessories

There is a full range of Mazda genuine accessories for each Mazda model. For more information contact your local Mazda dealer.

Mazda Finance

Mazda offers a comprehensive range of financial schemes including:

Mazda Elect – The Mazda Personal Purchase Plan.

Mazda Vehicle Solutions – tailored to meet your business needs. Full details on all schemes are available from your local dealer.

Mazda Insurance Services

Complete quotations are available through the dedicated Mazda Insurance Scheme. Full details are available by telephoning 0870 241 2550 or by speaking to your Mazda dealer. (Not available in Northern Ireland.)

Tax-Free Personal Export, Diplomatic and Military Sales

Significant savings are available for those who qualify, with schemes tailored to suit individual needs. For further information contact your local dealer or contact Mazda Tax-Free Sales on 01322 622620.

Motability

For all Motability enquiries please contact the Motability Hotline – Telephone 08457 585382.

Your Mazda dealer:

Mazda Motors (UK) Limited reserves the right to introduce at any time alterations in specification and equipment. It is recommended that you consult your Mazda dealer when referring to exterior body colours or interior trim.

December 2001.

Internet: www.mazda.co.uk